

# 3M™ ESPE™ Astringent Retraction Paste



## Extra-fine tip

## for easy access to the sulcus

### Summary of advantages

- Enables a clean, dry sulcus and robust dental haemostasis
- Effectively opens the sulcus\*
- Hygienic unit-dose capsule

### Versus dental retraction cords:

- Convenient and time-saving retraction process: 50% faster\*
- Lower risk of haemorrhage after removal\*
- Gentle on tissue for improved patient comfort\*

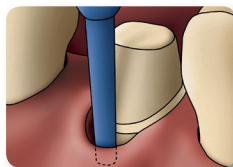
### Versus other pastes:

- Easy access into the sulcus\*
- Better interproximal access due to capsule's extra-fine tip\*
- Compatible with most composite dispensers

### Patented design for easier, more effective retraction.

Unlike gingival retraction cords that can be difficult and time-consuming to place, the 3M™ ESPE™ Retraction Capsule is a fast, convenient and effective solution for gingival retraction.\*

With its extra-fine tip, the 3M ESPE Astringent Retraction Paste delivers a 15% aluminum chloride astringent paste right into the sulcus, pushing the gingival tissue away from the tooth and allowing you to capture a detailed impression of the preparation margin.

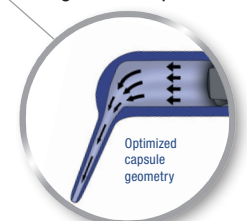


The orientation ring corresponds in size and position to the perio probe, making for precise and easy intraoral handling.

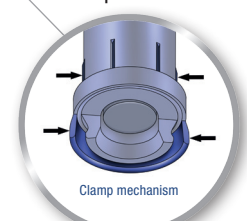
Easy sulcus access and opening



Easy extrusion of high viscous paste



Attaches securely to most composite dispensers



\* Global field tests, conducted between May 2010 - June 2011 with 261 participating Dentists - internal data available on request

# How to use 3M™ ESPE™ Astringent Retraction Paste

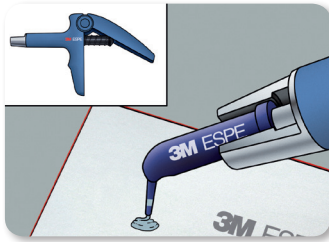
Simple steps to a clean and dry working field.

## Indications

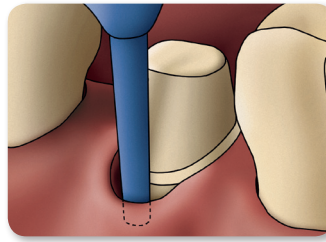
3M ESPE retraction paste is indicated for the temporary tissue retraction of the marginal gingiva to provide a dry sulcus when the periodontium is healthy, such as:

- Taking impressions (material-based or digital)
- Preparation of temporaries
- Preparation of Class II and V fillings

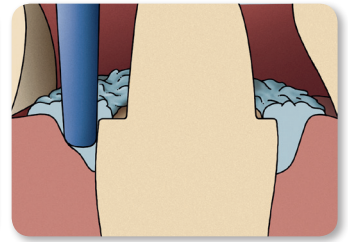
The product must not be used in patients suffering from a diseased periodontium, open furcations or exposed bone.



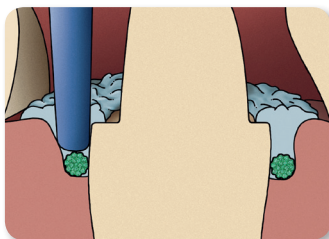
**1** The 3M™ ESPE™ Retraction Capsule fits most composite dispensers. Extrude a small amount of paste and discard.



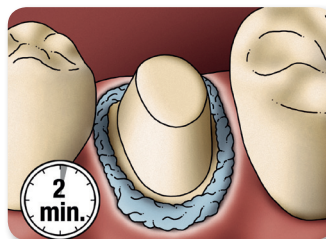
**2** Insert retraction capsule tip into the sulcus. The tissue is mechanically retracted.



**3** Slowly and steadily, inject astringent retraction paste into sulcus. Completely fill the sulcus.



**4** **OPTIONAL: PROCEDURE WITH CORDS** For greater gingival deflection, the astringent retraction paste can be used in combination with retraction cords.



**5** Leave astringent retraction paste on for a minimum of 2 minutes.



**6** Completely remove astringent retraction paste with air-water spray and suction.



## Ordering Information

Cat. No.	Product Information
56944	3M™ ESPE™ Retraction Capsule Refill Pack: 25 capsules
56945	3M™ ESPE™ Retraction Capsule Value Pack: 100 capsules



No dedicated dispenser needed. The unit-dose capsule fits most composite dispensers.

To find out more, visit [www.3MESPE.co.uk/Retraction](http://www.3MESPE.co.uk/Retraction) or call our Customer Care Centre: 0845 602 5094



Find us on Facebook and Twitter

**3M ESPE**

3M Health Care Limited  
3M House  
Morley Street  
Loughborough  
Leicestershire  
LE11 1EP  
01509 613361

3M Ireland  
The Iveagh Building,  
The Park,  
Carrickmines,  
Dublin 18.  
IRELAND  
00 353 1 2803555

Please recycle. Printed in the UK

3M and ESPE are trademarks of the 3M Company.  
© 3M 2012. All rights reserved.