



A perfect
fit
for ultimate
comfort.

Top end relining products from GC:
for tailor made implantology and
removable prosthetics solutions.

GC

Welcome to the GC Reline range

With such a wide range of relining products on the market, it's easy to feel confused. Each seems to have the same features and indications – but in reality, they're different. And all you really need is one simple answer to one simple question: which one is right for your case?

Well, it's time to set your worries aside and achieve clarity.

GC proudly presents a comprehensive range of top end relining products based on both highly advanced acrylic and silicone technology, providing you with an option for all your patients individual needs and indications.

Introducing the first all-in-one soft reline material – a complete solution for your clinic from GC.

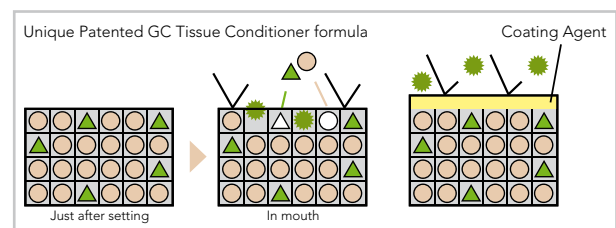
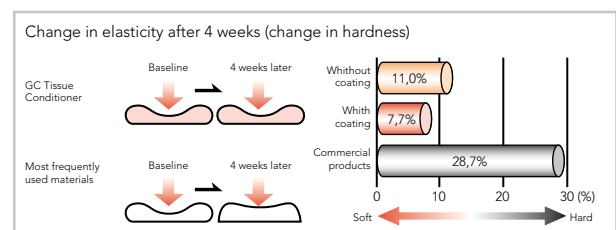
GC Tissue Conditioner

The soft reliner that stays clean for longer ...

It's a true next-generation, state-of-the-art acrylic soft reline material, and it's been **patented by GC**. Tissue Conditioner is a great choice when you need an alternative that stays soft and clean for a long time. Use Tissue Conditioner for tissue conditioning, soft relining and functional impressions.

- **Perfect consistency and flow** makes it easy to apply in a convenient and time saving way – only 5 minutes seating time in the mouth
- Its unique patented formulation and **special coating** material protects against deterioration over time. The **excellent surface smoothness** means you can expect incredible healing ability and hygiene – so no more dentures that smell unpleasant!
- Long lasting softness, capable of **adapting its shape** as the mucosa changes over time, **for better healing** and greater patient comfort

... and you can add to it over and over again for a perfect fit!



- Plasticiser
- △ Alcohol
- Tissue conditioner
- Substance causing deterioration

Plasticiser and alcohol are not easily lost. Even if they are lost, its strong configuration maintain the condition and protect it from the substances which cause deterioration.

The coating agent helps to shut out the substances which cause deterioration.



Available in 2 different colours: lifelike pink and white



Improved tear resistance makes it easy to remove by peeling it out by hand

GC Reline Soft & GC Reline Extra Soft

Ready-to-use, temporary soft silicone based reline materials ...

Classic indications like sensitive mucosa, pressure points, sharp or bony alveolar ridges and undercuts need special attention. That's why **GC** offers you two products: **Reline Soft** and **Reline Extra Soft**.

Both systems in detail:

- Vinyl polysiloxane materials in cartridges offer **easy direct dispensing**
- The material's surface remains **smooth and clean** over time
- Indicated for chairside and laboratory relining

More about GC Reline Extra Soft

- Helps wound healing thanks to an **extremely soft** consistency
- **Normalises irritated tissue** before you produce a new denture, reline or rebase

More about GC Reline Soft

- Helps to **compensate resorption** processes
- Resilient: acts as a cushion between the denture and oral tissue to buffer masticatory pressure and solves anatomical problems

What's more, the advantages of Reline Soft and Extra Soft for implant-borne dentures have shone through in clinical trials.

... remains elastic over time for a guaranteed perfect fit!



GC Reline

The modern, hard chairside denture reliner ...

Straightforward problems, such as non fitting dentures without any tissue trauma, deserve a straightforward, one-step solution. That's exactly what Reline is.

A closer look:

- **Methyl methacrylate-free** – no unpleasant odours, less risk of allergies
- Won't irritate mucosa thanks to a **maximum temperature of 40°C** during the setting phase
- **Exceptional consistency** that provides a perfect anatomical fit
- Incredibly accurate with **minimised potential for distortion** during removal

- Patients spend less **time in the chair** since you can finish and polish just 5½ minutes after mixing
- **Good adhesion** between Reline and the denture base
- Suitable for chairside and lab procedures

... with an exceptional consistency to easily achieve the perfect fit!



Dr. J. P. Capet, France

Your guide to the

Tissue conditioning

When?

- **Inflamed tissue** due to denture trauma or infection
- Immediately after **pre-prosthetic surgery**
- Immediately after teeth extraction and when **immediate dentures** are planned
- Healing phase in **implant procedures**

Why?

- Long lasting softness allows the shape to adapt as the mucosa changes over time, for better healing and greater patient comfort

How?

- Reline the denture with **Tissue Conditioner** or **Reline Extra Soft** for a few days or weeks (depending on the patient)
- Afterwards, depending on the condition of the tissue, reline with Reline Soft or Reline

Clinical Case with GC Tissue Conditioner



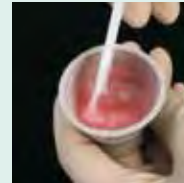
Denture surface before relining



Grind the borders. Relieve those areas that need to be relined



Apply coating agent as bonding (optional)



Mix powder & liquid



Apply material on the denture



Seat denture and remain in situ for 5 minutes



Remove from the mouth after 5 minutes



Trim excess with a sharp instrument



After cleaning apply the coating agent



Finished denture

Dr. J.P. Capet, France



range of GC Reline mate with key

Soft relining

When?

- Presence of **bony prominence** on the maxillary or mandibular arch
- Severe **undercuts** on the ridge
- **Knife edge** mandibular ridge
- Whenever **additional suction** is required
- After the tissue healing phase in **implant** techniques

Why?

- Very thin and resorbed mandibular ridges (common in more mature patients) also means that the overlying mucosa is very thin and will easily be traumatised by the hard denture base
- Severely resorbed lower ridges may expose the mental foramen to the pressure of the denture base – that area will need a soft relining cushion

How?

- Reline the denture with **Reline Soft** or **Tissue Conditioner** with coating agent

Clinical Case with GC Reline Soft



Resorption and thin mucosa



Relieve the area to be relined



Apply Reline Primer and gently dry



Apply Reline (Extra) Soft. Working time is 2'00" at 23 °C



Distribute over the denture with a spatula



Seat denture in mouth and muscle trim. Retain in situ for 5'00"



Trim excess with an appropriate instrument



Finish with a Reline Silicone Point (<10.000 RPM)



For optimal smoothness, apply mixed GC Reline Modifier A & B



Relined denture



rials, information all in one place.



Hard relining

When?

- Patients who do not want to be without dentures during the time it takes for a laboratory made hard relining
- After a soft reline or tissue conditioning, and once the patient's mucosa has effectively healed

Why?

- Loose dentures with no tissue trauma allow for extremely straightforward chair-side care
- Patients receive their original dentures with an excellent, accurate fit after only a few minutes

How?

- Reline the full or partial denture with **Reline**

Clinical Case with GC Reline



Partial denture to be relined chairside



Roughen the area to be relined. Clean and dry thoroughly



Apply Bonding Agent to surfaces to seconds



Apply the mix evenly on the surface



Insert the partial denture into the mouth 1 min from start of mixing. Muscle trim borders



Remove when material reaches a rubbery stage (2-2.5 min from start of mixing). Remove excess and reseat the partial denture before heat generation starts



Remove +/- 5.5 min from start of mixing and start finishing with burs



Polish the partial denture with silicone points



Relined partial denture



Implantology

When?

- Partial denture (1 to 3 elements) after implant surgery
- Immediate prosthesis after extraction to facilitate healing before implant insertion
- After bone augmentation procedures
- Relining of complete denture after implant surgery

Why?

- Improve retention of prostheses after surgery
- Reduce pain by uniformly distributing the occlusal load on the denture bearing mucosa
- Aesthetic purposes especially in the anterior region
- Avoid traumatic pressure at the implant site

How?

1. Two-step technique for submerged implants and immediate dentures after extraction

Firstly condition the tissue with **Tissue Conditioner** or **Reline Extra Soft**. Do this 30 to 45 minutes after surgery and leave for about 2-3 weeks. Follow with a soft relining for 3 weeks to 1 month with **Tissue Conditioner** or **Reline Soft**. Finalise the treatment with **Reline**.

2. One-step technique around the implant healing screws so the gingiva heals

Condition the tissue 30 to 45 minutes after surgery with **Tissue Conditioner** or **Reline Extra Soft**. Leave for about 2-3 weeks. In the final stage of treatment, soft reline with **Reline Soft** or **Tissue Conditioner**.


3. In the case of a small posterior edentulous area, avoid giving any temporary removable dentures (if the patient agrees). Ideally do soft relining directly

Ideally, you won't have to perform tissue conditioning. Instead, wait for 3 weeks, then directly reline with soft relining material **Tissue Conditioner** or **Reline Soft**. Once 3 weeks have elapsed, hard reline with **Reline**.

Clinical Case with GC Tissue Conditioner



Tissue conditioning required after implant surgery



Partial denture to be relined



Relined partial denture giving function and aesthetics during the healing process

Dr. F. Slotboom,
The Netherlands



GC Tissue Conditioner

1-1 Pack

- 90 g powder
- 90 g (101 ml) liquid
- 15 ml coating agent
- Plastic spatula
- Rubber cup for mixing
- Liquid dispensing syringe
- Powder measure cup
- Brush no.7

Refills

- 90 g powder
- 90 g (101 ml) liquid
- 15 ml coating agent



GC Reline Extra Soft & GC Reline Soft

Intro Pack

- 62 g (48 ml) Reline Soft Cartridge
or
56 g (48 ml) Reline Extra Soft Cartridge
- 6 Universal Mixing tips II size L (blue)
- 13 ml Reline Primer
- Reline Modifier A & B 10 g (9 ml) each
- Reline Point for trimming
- Reline Wheel for finishing
- Accessories: Brush no.7, Plastic spatula, Mixing pad, Sponge, Plastic spatula No.1, Plastic case

Refills

- 62 g (48 ml) Reline Soft Cartridge
- 56 g (48 ml) Reline Extra Soft Cartridge
- 12 g (13 ml) Reline Primer
- Reline Modifier, 1-1 pack, A & B 10 g (9 ml) each, Mixing pad (No.15) and sponge
- Reline Point for trimming, 3 pieces
- Reline Wheel for finishing, 12 pieces
- Cartridge Dispenser II, 1 pce
- Universal Mixing Tips II Size L (blue), 60 pcs



GC Reline Hard

Standard package

- 80 g powder
- 50 ml (50 g) liquid
- 15 g bonding agent
- Mixing Cup
- Powder Measure
- Liquid Measure

Refills

- 80 g powder
- 50 ml (50 g) liquid
- 15 g bonding agent



Reference:

JAGGER D C, HARRISON A. Complete dentures: The soft option: An update for general dental practice. Br Dent J 1997; 182: 313-317.

GC EUROPE N.V.

Head Office
Researchpark Haasrode-Leuven 1240
Interleuvenlaan 33
B – 3001 Leuven
Tel. +32.16.74.10.00
Fax. +32.16.40.48.32
info@gceurope.com
<http://www.gceurope.com>

GC UNITED KINGDOM Ltd.

12-15, Coopers Court
Newport Pagnell
UK – Bucks. MK16 8JS
Tel. +44.1908.218.999
Fax. +44.1908.218.900
info@uk.gceurope.com
<http://uk.gceurope.com>

